

1) Status of the notification

Final

2) Issuer

Name UMICORE
Identification number 0401-574-852

3) Reason for the notification

Acquisition or disposal of voting securities or voting rights

4) Notification by

A parent undertaking or a controlling person

5) Persons subject to the notification requirement

Name	Address (for legal entities)
BlackRock, Inc.	50 Hudson Yards, New York, NY, 10001, U.S.A.
BlackRock (Singapore) Limited	20 Anson Road #18-01, Singapore, 79912, Singapore
BlackRock Advisors (UK) Limited	12 Throgmorton Avenue, London, EC2N 2DL, U.K.
BlackRock Advisors, LLC	50 Hudson Yards, New York, NY, 10001, U.S.A.
BlackRock Asset Management Canada Limited	161 Bay Street, Suite 2500, Toronto, Ontario, M5J 2S1, Canada
BlackRock Financial Management, Inc.	50 Hudson Yards, New York, NY, 10001, U.S.A.
BlackRock Fund Advisors	400 Howard Street, San Francisco, CA, 94105, U.S.A.
BlackRock Institutional Trust Company, National Association	400 Howard Street, San Francisco, CA, 94105, U.S.A.
BlackRock Investment Management (Australia) Limited	Level 37 Chifley Tower, 2 Chifley Square, Sydney NSW 2000, Australia
BlackRock Investment Management (UK) Limited	12 Throgmorton Avenue, London, EC2N 2DL, U.K.
BlackRock Investment Management, LLC	1 University Square Drive, Princeton, NJ, 8540, U.S.A.
Aperio Group, LLC	3 Harbor Dr Suite 204, Sausalito, CA 94965, U.S.A.

6) Persons that dispose of voting rights (only to be filled in if art. 7 of the Law applies)

Name	Address (for legal entities)

 Please continue entering the information in **part II** concerning the persons referred to in Sections 5 and 6


Part II

7) Date on which the threshold is crossed

10/06/2025 (DD/MM/YYYY)

8) Threshold that is crossed (in %)

3

 If the holding has fallen below the lowest threshold, you have the option of not entering any numbers in Section 10


9) Denominator

246,400,000

 Please enter the denominator before filling in the data


10) Notified details

A) Voting rights	Previous notification	After the transaction			
	# of voting rights	# of voting rights		% of voting rights	
Holders of voting rights		Linked to securities	Not linked to the securities	Linked to securities	Not linked to the securities
BlackRock, Inc.	0	0		0.00%	
BlackRock (Singapore) Limited	97,746	59,622		0.02%	
BlackRock Advisors (UK) Limited	610,231	1,282,696		0.52%	
BlackRock Asset Management Canada Limited	45,176	47,581		0.02%	
BlackRock Financial Management, Inc.	56,950	28,829		0.01%	
BlackRock Fund Advisors	2,527,035	2,527,824		1.03%	
BlackRock Institutional Trust Company, National Association	1,829,022	1,832,335		0.74%	
BlackRock Investment Management (Australia) Limited	104,046	104,046		0.04%	
BlackRock Investment Management (UK) Limited	979,447	1,510,248		0.61%	
BlackRock Investment Management, LLC	159,972	162,599		0.07%	
BlackRock Japan Co., Ltd.	73,409	0		0.00%	
Aperio Group, LLC	25,824	25,824		0.01%	
Subtotal	6,508,858	7,581,604		3.08%	
TOTAL		7,581,604	0	3.08%	0.00%

 Start with "groups" of holders. Add subtotals with Σ , and then finish with the persons who are "alone". For groups, start with the ultimate controlling natural person or legal entity. The totals, subtotals and % will be updated once you have clicked on **<CALCULATE>**.

[illegible]

B) Equivalent financial instruments		After the transaction				
Holders of equivalent financial instruments	Type of financial instrument	Expiration date	Exercise period or date	# of voting rights that may be acquired if the instrument is exercised	% of voting rights	Settlement
BlackRock Advisors (UK) Limited	Securities Lent			89,313	0.04%	physical
BlackRock Advisors, LLC	Contract for Difference			2,193,855	0.89%	cash
BlackRock Asset Management Canada Limited	Securities Lent			28,000	0.01%	physical
BlackRock Financial Management, Inc.	Contract for Difference			602,848	0.24%	cash
BlackRock Institutional Trust Company, National Association	Contract for Difference			411,592	0.17%	cash
BlackRock Investment Management (UK) Limited	Contract for Difference			18,897	0.01%	cash
Aperio Group, LLC	Depository Receipt			240,805	0.10%	
TOTAL				3,585,310	1.46%	

 The totals will be updated once you have clicked on <CALCULATE>

TOTAL (A & B)	# of voting rights	% of voting rights
	CALCULATE	11,166,914 4.53%

11) Full chain of controlled undertakings through which the holding is effectively held, if applicable

Please see the full chain of control in "Chain of Control" tab.

12) In case of proxy voting for only one GM

Holder will cease to hold / will hold again 0 voting rights as of (DD/MM/YYYY)

13) Additional information


The disclosure obligation arose due to voting rights attached to shares for BlackRock, Inc. going above 3%.

Done at 12 Throgmorton Avenue, London EC2N 2DL, UK

On 11/06/2025 (DD/MM/YYYY)

Name & capacity Jana Blumenstein, Director

Signature



For security reasons, the unsigned form in [xlsx](#) format should be transmitted to trp.fin@fsma.be. You can do this manually

OR if you have MS Outlook at your disposal via the "Save & Send" button.

In addition, a signed copy in PDF format should also be transmitted.

11) Full chain of controlled undertakings through which the holding is effectively held, if applicable

Name

BlackRock, Inc.
BlackRock Finance, Inc.
Trident Merger, LLC
BlackRock Investment Management, LLC

BlackRock, Inc.
BlackRock Finance, Inc.
BlackRock Holdco 2, Inc.
BlackRock Financial Management, Inc.
BlackRock International Holdings, Inc.
BR Jersey International Holdings L.P.
BlackRock Holdco 3, LLC
BlackRock Cayman 1 LP
BlackRock Cayman West Bay Finco Limited
BlackRock Cayman West Bay IV Limited
BlackRock Group Limited
BlackRock Finance Europe Limited
BlackRock Investment Management (UK) Limited

BlackRock, Inc.
BlackRock Finance, Inc.
BlackRock Holdco 2, Inc.
BlackRock Financial Management, Inc.
BlackRock International Holdings, Inc.
BR Jersey International Holdings L.P.
BlackRock Australia Holdco Pty. Ltd.
BlackRock Investment Management (Australia) Limited

BlackRock, Inc.
BlackRock Finance, Inc.
BlackRock Holdco 2, Inc.
BlackRock Financial Management, Inc.
BlackRock Holdco 4, LLC
BlackRock Holdco 6, LLC
BlackRock Delaware Holdings Inc.
BlackRock Institutional Trust Company, National Association

BlackRock, Inc.
BlackRock Finance, Inc.
BlackRock Holdco 2, Inc.
BlackRock Financial Management, Inc.
BlackRock Holdco 4, LLC
BlackRock Holdco 6, LLC
BlackRock Delaware Holdings Inc.
BlackRock Fund Advisors

BlackRock, Inc.
BlackRock Finance, Inc.
BlackRock Holdco 2, Inc.
BlackRock Financial Management, Inc.

BlackRock, Inc.
BlackRock Finance, Inc.
BlackRock Holdco 2, Inc.
BlackRock Financial Management, Inc.
BlackRock International Holdings, Inc.
BlackRock Canada Holdings ULC
BlackRock Asset Management Canada Limited

BlackRock, Inc.
BlackRock Finance, Inc.
BlackRock Holdco 2, Inc.
BlackRock Financial Management, Inc.
BlackRock Capital Holdings, Inc.
BlackRock Advisors, LLC

BlackRock, Inc.
BlackRock Finance, Inc.
BlackRock Holdco 2, Inc.
BlackRock Financial Management, Inc.
BlackRock International Holdings, Inc.
BR Jersey International Holdings L.P.
BlackRock Holdco 3, LLC
BlackRock Cayman 1 LP
BlackRock Cayman West Bay Finco Limited
BlackRock Cayman West Bay IV Limited
BlackRock Group Limited
BlackRock Finance Europe Limited
BlackRock Advisors (UK) Limited

BlackRock, Inc.
BlackRock Finance, Inc.
BlackRock Holdco 2, Inc.
BlackRock Financial Management, Inc.
BlackRock International Holdings, Inc.
BR Jersey International Holdings L.P.
BlackRock (Singapore) Holdco Pte. Ltd.
BlackRock (Singapore) Limited

BlackRock, Inc.
BlackRock Finance, Inc.
Trident Merger, LLC
BlackRock Investment Management, LLC
Amethyst Intermediate, LLC
Aperio Holdings, LLC
Aperio Group, LLC